

POLARIS RZR

Plow Mount

PART # 105280
Hardware Kit: HK-116

Kit Components:

Qty.	Part Description
1.....	Plow Mount Plate
3.....	Bolt Plate
4.....	3/8"-16 x 3 1/4" Bolt
2.....	3/8"-16 x 1 1/2" Bolt
6.....	3/8" Lock Washer

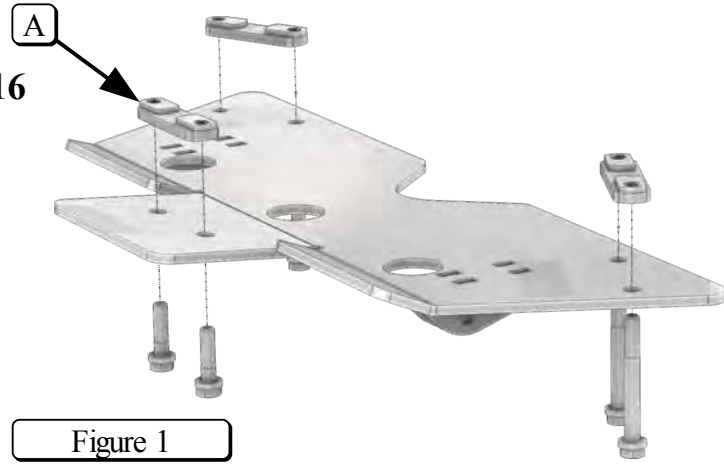


Figure 1

INSTALLATION INSTRUCTIONS:

1. Place one of the Bolt Plates (A) into slot behind front differential as shown in Figure 1,2 & 5.
2. While holding mount plate up to machine loosely install 1 1/2" Bolts (B) as shown in Figure 3.
3. Align holes (C) in mount plate with skid plate fasteners and drill 2 holes (D) through skid plate using a 13/32 drill bit.
4. Install rear bolt plates (E) using 3 1/4" bolts as shown in Figure 4 & 5.
5. Tighten down all bolts.
6. See ATV Plow Tube System instruction manual for tube attachment.

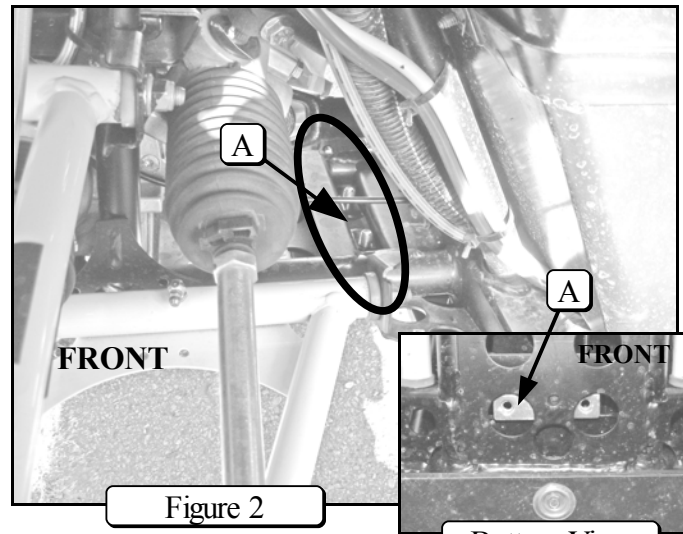


Figure 2

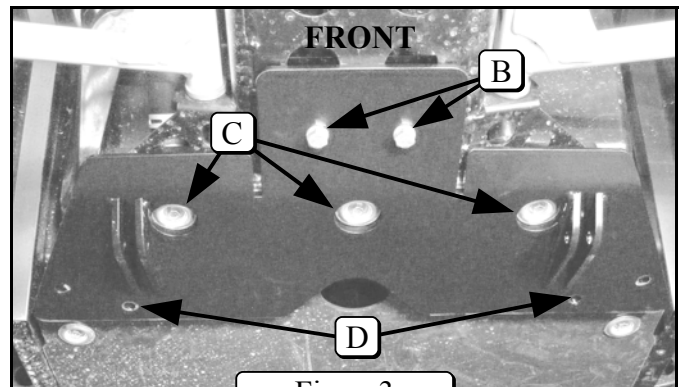


Figure 3

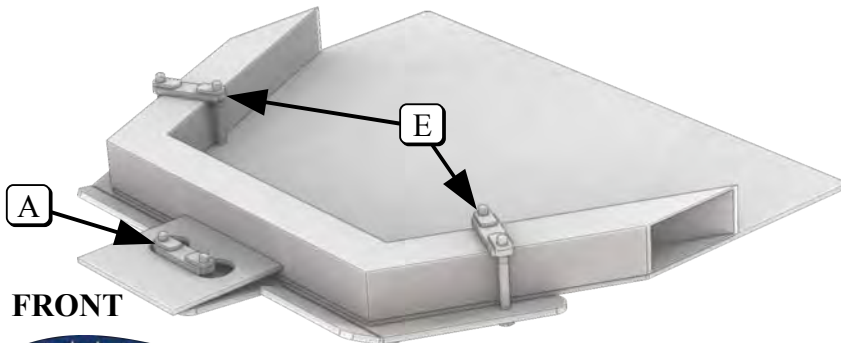


Figure 5




Figure 4

