

# JOHN DEERE GATOR HPX

\*100720 and 100620 required to mount winch for lifting.

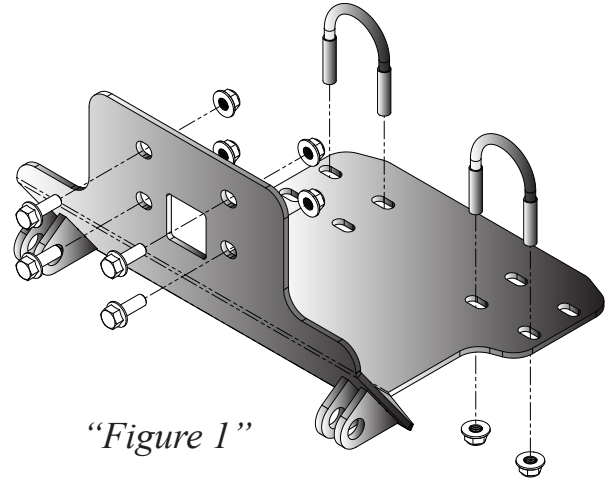
Plow Mount

PART # 105545

Hardware Kit: HK-131

**Kit Components:**


Qty.	Part Description
1.....	Plow Mount Plate
4.....	3/8"-16 x 1" Flanged Bolt
2.....	3/8"-16 U-Bolt
8.....	3/8"-16 Nylock Flanged Nut



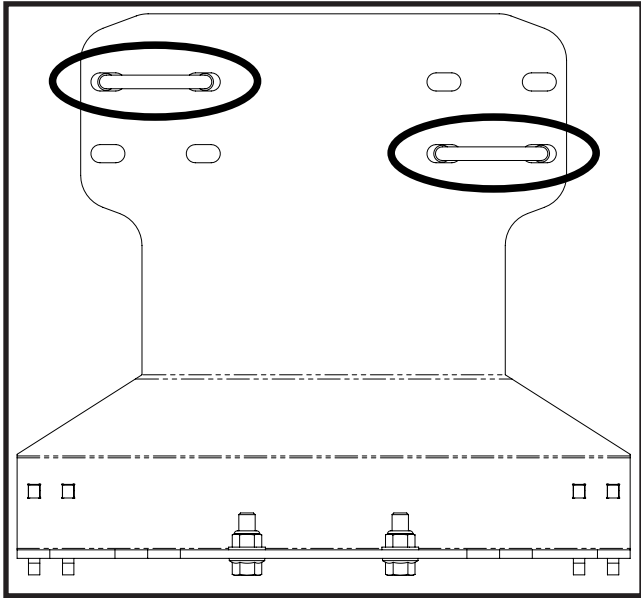
“Figure 1”

**INSTALLATION INSTRUCTIONS:**

1. Place mount plate over lower front panel and install 2" receiver (100720 NOT included) and plow mount plate, using 1" Flange Bolts and Nuts (A), as shown in Figure 2.
2. Install U-Bolts over the tube frame as shown in Figure 3. *See Figure 4 for the proper hole pattern to use.*
3. Tighten down all bolts.
4. See UTV Plow Tube System instruction manual for tube attachment.



“Figure 2” Front of UTV



“Figure 4” U-Bolt Pattern (Top View)



“Figure 3” U-Bolt Install

