

BOBCAT 3400D

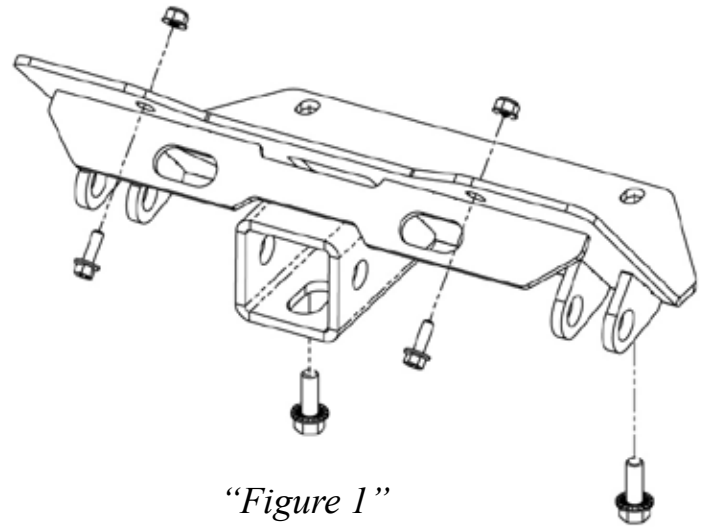
Plow Mount

PART # 105380

Hardware Kit: HK-130

Kit Components:


Qty.	Part Description
1.....	Plow Mount Plate
4.....	3/8"-16 x 1" Flanged Bolt
2.....	3/8"-16 Nylock Flanged Nut
2.....	1/4"-20 x 1" Flanged Bolt
2.....	1/4"-20 Nylock Flanged Nut




"Figure 1"

INSTALLATION INSTRUCTIONS:

1. Remove bolts (A) on front lower panel as shown in Figure 2. Plastic Panel (B) behind bumper will need to be removed.
2. It is recommended to drill out the two upper holes (C) for 3/8" hardware. However we have provided 1/4" hardware with this mount in case you do not wish to drill into your machine.
3. Place mount plate over lower front panel and install mount plate using the 3/8" and/or 1/4" hardware supplied with the mount. (See Figure 3.)
4. Tighten down all bolts.
5. See UTV Plow Tube System instruction manual for tube attachment.



"Figure 2" Front of UTV



"Figure 3" Mount Plate Install

